

2023 EN ANALYTICS TOP 100 SENIOR HIGH SCHOOL RANKINGS FOR SCIENCE AND MATHEMATICS

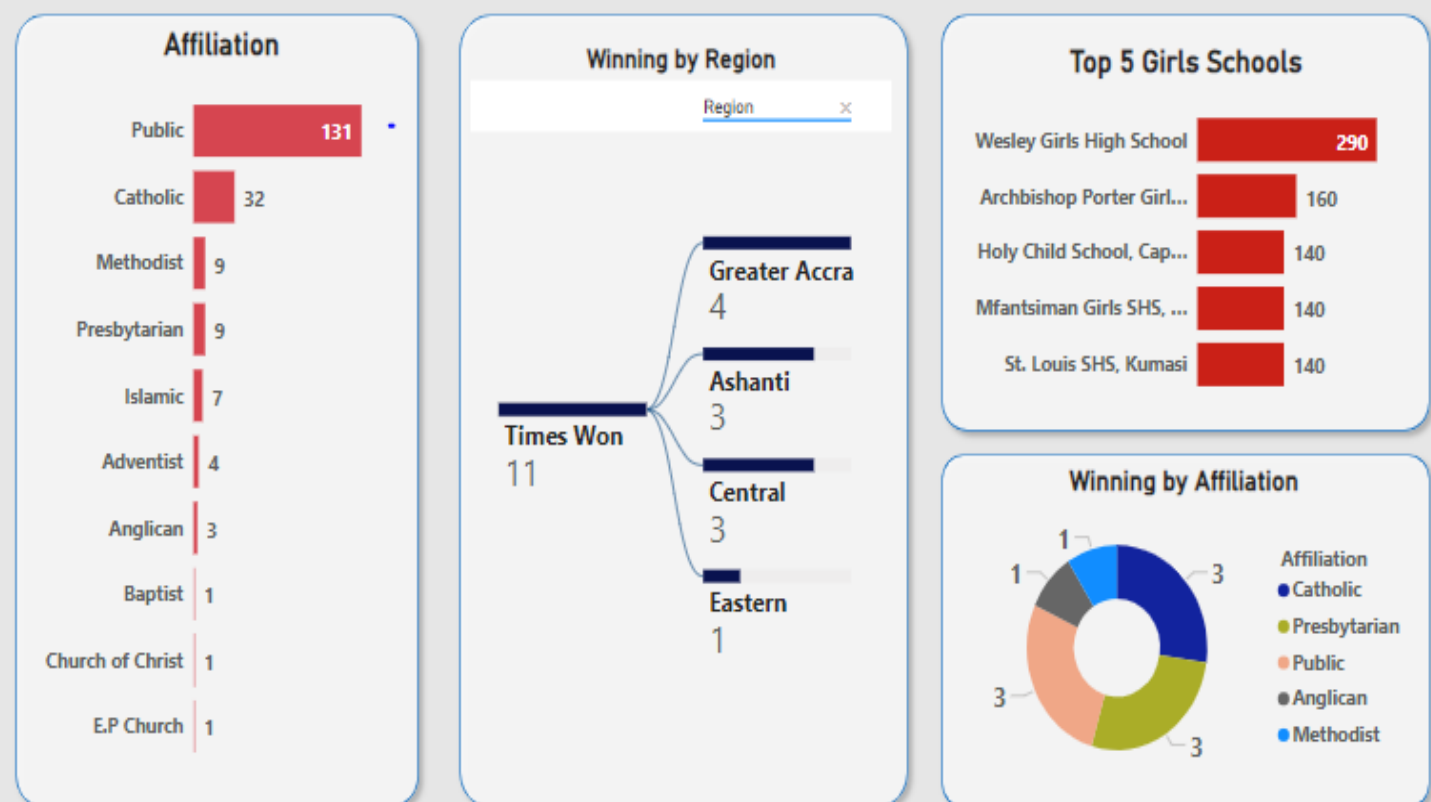
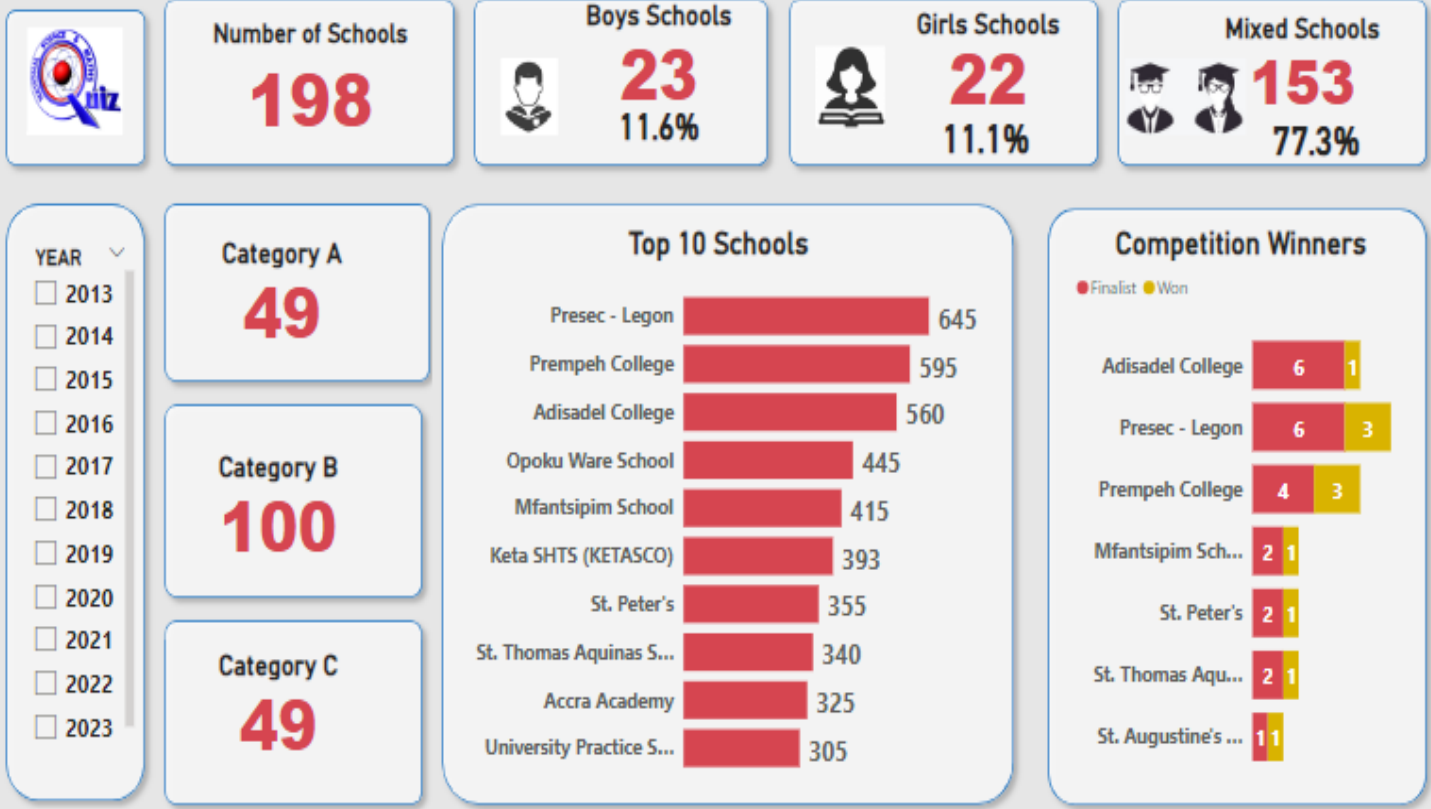
The *EN Analytics* Top 100 Senior High School Rankings for Science and Mathematics 2023 is based on data from 198 schools across the sixteen regions of Ghana. The purpose of this ranking is to develop a ranking system of global standards that is trusted by students, teachers, government institutions and the general public. The ranking model is based on a school's final position in the National Science and Maths Quiz (NSMQ) at the national level and the Category of the school. Just like any other ranking, the goal is to reward consistent performance whether a school wins the competition or not. According to the Ghana Education Service, there are 679 Senior High Schools (SHSs) in Ghana and these are our top 100 for science and mathematics education in 2023.

National Rankings

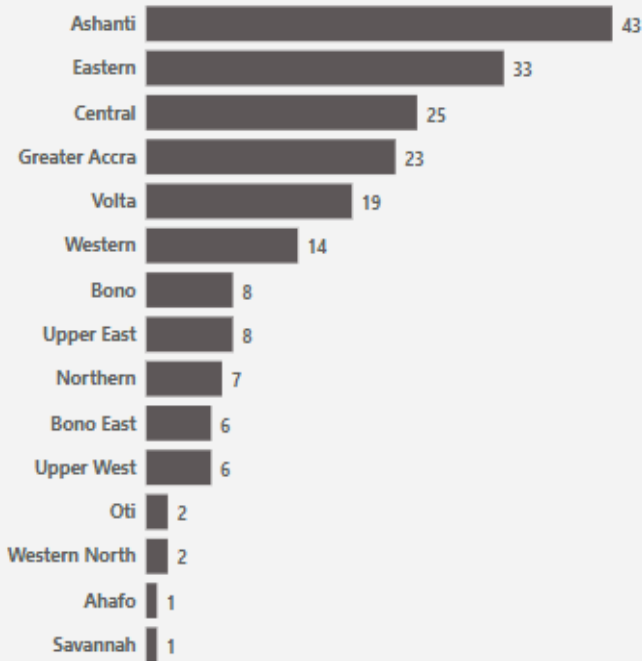
2023 RANK	2022 RANK	SCHOOL	POINTS
1	3	Presec - Legon	645
2	1	Prempeh College	595
3	2	Adisadel College	560
4	4	Opoku Ware School	445
5	5	Mfantshipim School	415
6	7	Keta SHTS (KETASCO)	392.5
7	6	St. Peter's	355
8	8	St. Thomas Aquinas SHS	340
9	9	Accra Academy	325
10	10	University Practice SHS, Cape Coast	305
11	13	Wesley Girls High School	290
12	11	St. Augustine's College	275
13	13	Kumasi High School	270
14	12	Ghana National College, Cape Coast	260
15	25	Achimota School	245
16	16	G.S.T.S, Takoradi	240
17	15	KNUST SHS	235
18	18	Tamale SHS (TAMASCO)	225
19	20	Mawuli School, Ho	215
19	17	St. Francis Xavier Jnr. Seminary, Wa	215
21	23	Anglican SHS (KASS),Kumasi	210
21	23	Kumasi Secondary Technical School	210
23	19	Kumasi Academy	205
24	20	Koforidua Sec. Technical School	200
25	26	Pope Johns Seminary,Koforidua	195
25	22	Chemu SHS,Tema	195
27	29	Aburi Presby SHTS	170

28	32	Osei Tutu SHS, Akropong	160
28	26	Archbishop Porter Girls, Takoradi	160
30	29	St. Hubert Seminary, Kumasi	150
30	26	West Africa SHS (WASS), Accra	150
32	46	St. Louis SHS, Kumasi	140
32	32	Holy Child School, Cape Coast	140
32	29	Mfantsiman Girls SHS, Saltpond	140
35	32	Ada SHS	130
36	35	Ghana SHS, Koforidua (GHANASS)	125
37	36	T.I. AMASS, Kumasi	120
37	36	Ola Girls SHS, Ho	120
39	39	Aggrey Memorial SHS, Cape Coast	115
40	49	St. James Serminary, Abesim	110
40	41	Krobo Girls, Odumase	110
40	36	New Juaben SHCS	110
43	43	Anlo SHS	105
43	43	Swedru SHS	105
43	39	Takoradi SHS (TADISCO)	105
46	52	Bishop Herman College, Kpando	100
46	41	Sogakope SHS	100
48	49	Aburi Girls SHS	95
48	43	Notre Dame Serminary SHS, Navrongo	95
50	52	St. Charles Minor Seminary, Tamale	90
50	52	Sunyani SHS	90
50	46	Boa Amponsem SHS, Dunlwa On-Offin	90
50	46	Bolgatanga SHS	90
54	66	Presby SHS, Abetifi	85
54	66	Osei Kyeretwie SHS (OKESS), Kumasi	85
54	58	Nifa SHS	85
54	49	St. Margaret Mary SHS, Accra	85
58	52	Kintampo SHS	80
58	52	Armed Forces SHTS, Kumasi	80
58	52	SDA SHS, Bekwai	80
61	81	Wesley Grammar School, Accra	75
61	62	Assin State College, Assin Bereku	75
61	62	Abuakwa State College, Kyebi	75
61	58	Akwamuman SHS, Atimpoku	75
65	81	St. John's School, Sekondi	70
65	66	Tamale Islamic Science SHS	70
65	66	T.I. AMASS, Fomena	70
65	66	St. John's Grammer School, Accra	70
65	60	Tepa SHS	70

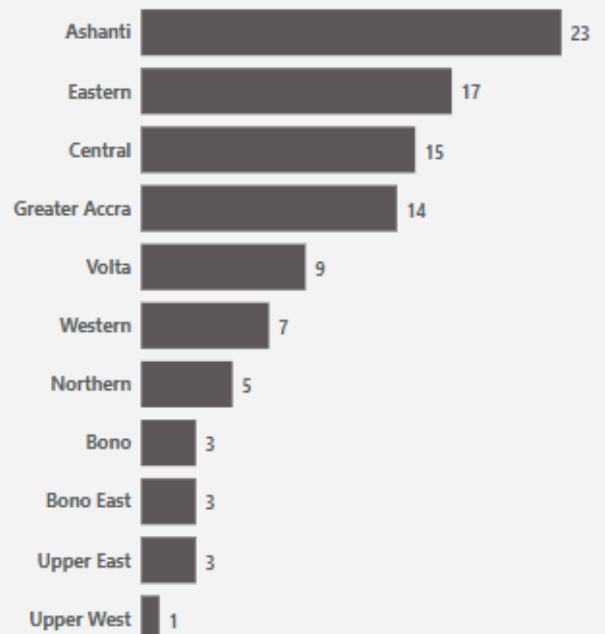
65	60	Ofori Panin SHS, Kukurantumi	70
71	75	Konongo-Odumase SHS	65
71	75	Adventist SHS, Bantama	65
71	75	Ghanata SHS, Dodowa	65
71	75	Navrongo SHS(NAVASCO)	65
71	62	Apam SHS	65
71	62	Techiman SHS	65
77	81	Awudome SHS, Tsito	60
77	66	Sonrise SHS, Ho	60
77	66	Ghana SHS, Tamale	60
77	66	Sekondi College	60
77	66	St. mary's SHS, Accra	60
82	75	Osino Presby SHS	55
82	75	Yaa Asantewaa Girls SHS, Kumasi	55
84	120	Mpraeso SHS	50
84	90	Our Lady of Mount Carmel Girls SHS, Techiman	50
84	90	Okuapemman School, Akropong	50
84	90	Fijai SHS, Sekondi	50
84	81	Northern School of Business, Tamale	50
84	81	Obuasi SHTS	50
84	81	Assin Manso SHS	50
91	87	Jachie Pramso SHS	45
91	87	Benkum SHS, Larteh Akuapim	45
91	87	Kpando SHS	45
94	104	Ashaiman SHS	40
94	104	St. Mary's Boys SHS, Takoradi	40
94	104	Winneba SHS	40
94	104	Odorgonno SHS, Accra	40
94	104	Notre Dame Girls SHS, Sunyani	40
94	104	SIMMS SHS, Fawoade	40
94	90	St. Monica's SHS, Mampong	40



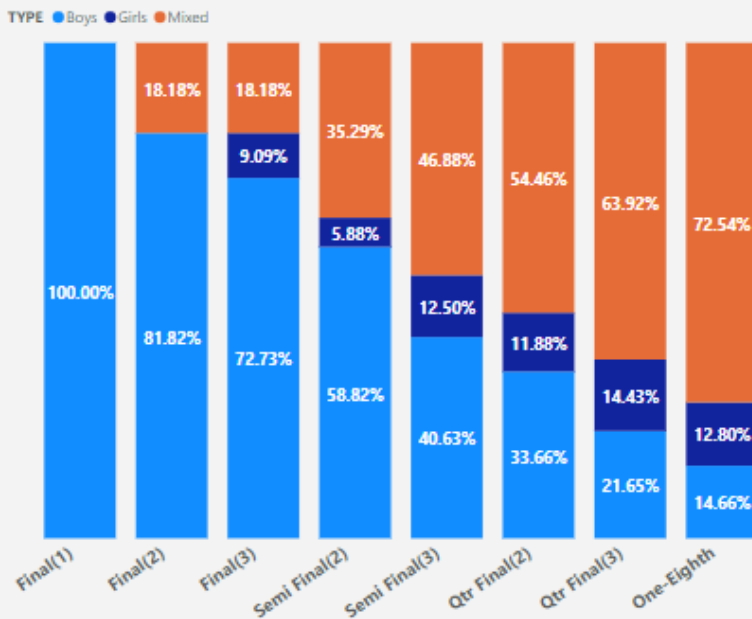
Regional Breakdown of all 198 Schools



Regional Breakdown of Schools in Top 100



Final Position Based on School Type



In the past 11 years of the competition:

Mixed schools have reached the finals 5 times

Girls schools have reached the finals once.

72.54% of the schools that get knocked out at the one-eighth stage are mixed schools

2023 NSMQ PIVOT TABLE

CATEGORY	TYPE	Ahafo	Ashanti	Bono	Bono East	Central	Eastern	Greater Accra	Northern	Oti	Savannah	Upper East	Upper West	Volta	Western	Western North	Total
A	Boys		3	1		3	2	3	1			1		1	2		17
	Girls		2	1		3	3	2				1	1	1	1		15
	Mixed		1	2			4	2	2			2	1	1	2		17
	Total		6	4		6	9	7	3			4	2	3	5		49
B	Boys		2										1	1	1		5
	Girls		3		1		1										5
	Mixed	1	20	4	3	11	19	12	1	1		2	3	7	6		90
	Total	1	25	4	4	11	20	12	1	1		2	4	8	7		100
C	Boys													1			1
	Girls		1											1			2
	Mixed		11		2	8	4	4	3	1	1	2		6	2	2	46
	Total		12		2	8	4	4	3	1	1	2		8	2	2	49
Total	1	43	8	6	25	33	23	7	2	1	8	6	19	14	2	198	

Five (5) Facts About the 2023 Rankings:

1. The top two schools with the most significant upwards movements in the 2023 rankings are Mpraeso SHS (moved from 120th in 2022 to 84th in 2023) and Wesley Grammar School (up from 81st in 2022 to 61st in 2023).
2. Ashanti region has the highest number of schools (23) in the 2023 EN Analytics top 100 SHS rankings.
3. The highest ranked category B school as well as the highest ranked mixed school in Ghana is Keta SHTS (KETASCO), currently ranked 6th nationally.
4. The highest ranked category C school in Ghana is Kumasi Secondary Technical School, currently ranked 21st nationally.
5. No school from Ahafo, Savannah, Western North, Oti, and North East made it into this year's top 100 list.

ABOUT EN ANALYTICS SHS RANKINGS FOR 2023

The Table is based on the performance of schools in the National Science and Math Quiz(NSMQ) over the last 11 years. We have compiled the most comprehensive database of the NSMQ competition starting from 2013. Since 2013, some 198 schools in the country have reached at least the One-Eighth stage of the competition. The main novelty in this year's rankings is the introduction of regional rankings (see below) to make the rankings more meaningful to the regions. The regional rankings also give opportunity to the 98 schools that are ranked outside the national 100 to be featured in the regional rankings. A school that is not in the national rankings or the regional rankings is classified as Unranked.

Ranking Methodology

Competition Points

For a school to get competition points in a particular year, it must reach at least the One-Eighth stage of the competition at the national level. Thus the One-Eighth stage is the baseline required for a school to get competition points for that particular year. Since 2013, some 198 schools have reached at least the One-Eighth stage of the competition at the national level.

- If a school fails to reach the One-Eighth stage in a particular year, it gets zero competition points for that year.
- Any school that has not reached the One-Eighth stage of the competition at the national level at least once in the last 11 years is not ranked either at the national level or at the regional level.
- The competition points a school gets for a particular year is based on the **final stage** it reaches in the competition.
- The competition points used in the ranking are **those assigned by the model**, not the points a school gets in a particular contest.

Competition Points awarded are based on the following criteria:

Final Position	Represented as:	Points Awarded
Wining the competition	Final(1)	100
First runner up	Final(2)	70
Second runner up	Final(3)	60
Semi- Final 2nd place	Semi Final(2)	45
Semi -Final 3rd place	Semi Final(3)	40
Quarter Final 2nd place	Qtr Final(2)	25
Quarter Final 3rd place	Qtr Final(3)	20
One-Eighth Stage	One-Eighth	10

Category Points

In addition to the Competition Points above, a non-category A school **may** get additional points based on the category assigned to it by the Ghana Education Service (GES). A non-category A school must advance **beyond** the One-Eighth stage before it can earn Category Points. It is therefore not automatic. Category B and C schools must prove their worth by reaching at least the Quarter Final stage before they are awarded category points. The model uses category points to re-scale the competition field to compensate for lack of science infrastructure in category B and C schools. Starting from this year, Category points have been made dynamic, thus varying depending on the stage a school reaches. Below are how category points are awarded:

Category	Category Points for Reaching Quarter-Final	Category Points for Reaching Semi-Final	Category Points for Reaching Final
A	0	0	0
B	5	7.5	10
C	10	15	20

In the 2023 rankings, category points accounted for only 4.5% of the total points, signifying how difficult it is for non-category A schools to go past the one-eighth stage of the competition.

Dealing with ties

We have adopted the following convention when ties occur:

- If two schools have the same points but one has won the competition before, or has won the competition more times than the other, then the one who has won the competition before or more times will be ranked ahead of the other even though they have the same points.
- If there is a tie and none has won the competition before, then they will be jointly ranked.

Why 2013 as the Starting Year

- The main reason for using 2013 as the start year is the lack of availability of **detailed** data prior to 2013. We need information on **all contests from the preliminary stage to the final stage at the national level**. While there is data on the winners and runner ups prior to 2013, there is no available detailed data on the competition from the preliminary stage to the semi-final stage prior to 2013.
- Another reason is that the current format of the NSMQ started in 2013. There was a complete evolution of the structure of the competition in 2013. First, the number of participating schools for each contest was increased from 2 to 3. Second, the number of schools at the One-Eighth stage was increased from 40 to the current 81.
- As a result of these two challenges, we settled on 2013 as the starting year.

REGIONAL RANKINGS

The 2023 rankings have seen the introduction of region-specific rankings with the aim of making the rankings more meaningful to students, teachers and stakeholders in the regions. The regional rankings include the 98 schools that are in the EN Analytics rankings but could not make it into the top 100 in the national rankings. The only region not to be included in this year's rankings both at the national and regional levels is North East Region. No school from that region has reached the One-Eighth stage of the competition in the last 11 years.

ASHANTI REGION

REGIONAL RANK	NATIONAL RANK	SCHOOL	POINTS
1	2	Prempeh College	595
2	4	Opoku Ware School	445
3	13	Kumasi High School	270
4	17	KNUST SHS	235
5	21	Anglican SHS (KASS),Kumasi	210
5	21	Kumasi Secondary Technical School	210
7	23	Kumasi Academy	205
8	28	Osei Tutu SHS, Akropong	160
9	30	St. Hubert Seminary,Kumasi	150
10	32	St. Louis SHS, Kumasi	140
11	37	T.I. AMASS, Kumasi	120
12	54	Osei Kyeretwie SHS (OKESS), Kumasi	85
13	58	Armed Forces SHTS,Kumasi	80
13	58	SDA SHS, Bekwai	80
15	65	T.I. AMASS, Fomena	70
15	65	Tepa SHS	70
17	71	Konongo-Odumase SHS	65
17	71	Adventist SHS, Bantama	65
19	82	Yaa Asantewaa Girls SHS, Kumasi	55
20	84	Obuasi SHTS	50
21	91	Jachie Pramso SHS	45
22	94	SIMMS SHS, Fawoade	40
22	94	St. Monica's SHS, Mampong	40
24	106	Islamic SHS, Kumasi	35
24	106	Aduman SHS	35
26	112	Toase SHS	30
27	124	Kumasi Wesley Girls SHS	20
27	124	Amaniampong SHS, Mampong	20
27	124	Adu Gyamfi SHS, Jamasi	20
27	124	Afia Kobi Ampem Girls SHS, Trabuom	20
27	124	Asanteman SHS, Kumasi	20
32	149	SDA SHS, Agona	10
32	149	St. Joseph SHS, Mampong	10
32	149	Agogo State College	10
32	149	Juaso SHTS	10
32	149	Antoa SHS	10
32	149	Adventist Girls SHS, Ntonso	10
32	149	Mankranso SHS	10
32	149	Wesley SHS, Bekwai	10
32	149	Nsutaman Catholic SHS, Nsuta	10

32	149	Tweneboa Kodua SHS, Kumawu	10
32	149	Agogo Collins SHS	10
32	149	Sakafia Islamic SHS	10

EASTERN REGION

REGIONAL RANK	NATIONAL RANK	SCHOOL	POINTS
1	7	St. Peter's	355
2	24	Koforidua Sec. Technical School	200
3	25	Pope Johns Seminary, Koforidua	195
4	27	Aburi Presby SHTS	170
5	36	Ghana SHS, Koforidua (GHANASS)	125
6	40	Krobo Girls, Odumase	110
6	40	New Juaben SHCS	110
8	48	Aburi Girls SHS	95
9	54	Presby SHS, Abetifi	85
9	54	Nifa SHS	85
11	61	Abuakwa State College, Kyebi	75
11	61	Akwamuman SHS, Atimpoku	75
13	65	Ofori Panin SHS, Kukurantumi	70
14	82	Osino Presby SHS	55
15	84	Mpraeso SHS	50
15	84	Okuapemman School, Akropong	50
17	91	Benkum SHS, Larteh Akuapim	45
18	101	Oti Boateng SHS, Koforidua	40
18	101	Nkwatia Presby SHS	40
20	106	Yilo Krobo SHS, Somanya	35
20	106	Oda SHS	35
22	124	Methodist Girls SHS, Mamfe	20
22	124	Presby SHS, Suhum	20
22	124	St. Rose's SHS, Akwatia	20
25	149	Adonten SHS	10
25	149	Asamankese SHS	10
25	149	Saviour SHS, Osiem	10
25	149	Kwahu Ridge SHTS, Obo	10
25	149	Suhum SHTS	10
25	149	Oyoko Methodist SHS, Koforidua	10
25	149	WBM Zion SHS, Old Tafo	10
25	149	Manya Krobo SHS, New Nuaso	10
25	149	St. Martin's SHS, Nsawan	10

CENTRAL REGION

REGIONAL RANK	NATIONAL RANK	SCHOOL	POINTS
1	3	Adisadel College	560
2	5	Mfantsipim School	415
3	10	University Practice SHS, Cape Coast	305
4	11	Wesley Girls High School	290
5	12	St. Augustine's College	275
6	14	Ghana National College, Cape Coast	260
7	32	Holy Child School, Cape Coast	140
7	32	Mfantsiman Girls SHS, Saltpond	140
9	39	Aggrey Memorial SHS, Cape Coast	115
10	43	Swedru SHS	105
11	50	Boa Amponsem SHS, Dunlwa On-Offin	90
12	61	Assin State College, Assin Bereku	75
13	71	Apam SHS	65
14	84	Assin Manso SHS	50
15	94	Winneba SHS	40
16	112	Kwanyako SHTS	30
16	112	Edinaman SHS, Elmina	30
16	112	Breman Asikuma SHS	30
19	124	T.I. AMASS, Potsin	20
20	149	Obiri Yeboah SHS	10
20	149	Oguaa SHTS	10
20	149	Eguafo-Abrem SHS	10
20	149	Mando SHTS	10
20	149	Academy of Christ the King, Cape Coast	10
20	149	T.I. AMASS, Ekumfi	10

GREATER ACCRA

REGIONAL RANK	NATIONAL RANK	SCHOOL	POINTS
1	1	Presec - Legon	645
2	8	St. Thomas Aquinas SHS	340
3	9	Accra Academy	325
4	15	Achimota School	245
5	25	Chemu SHS, Tema	195
6	30	West Africa SHS (WASS), Accra	150
7	35	Ada SHS	130
8	54	St. Margaret Mary SHS, Accra	85
9	61	Wesley Grammar School, Accra	75
10	65	St. John's Grammer School, Accra	70

11	71	Ghanata SHS, Dodowa	65
12	77	St. mary's SHS, Accra	60
13	94	Ashaiman SHS	40
13	94	Odorgonno SHS, Accra	40
15	112	Tema Methodist SHS	30
15	112	Labone SHS	30
17	124	Tema SHS	20
18	149	Kinbu SHTS, Accra	10
18	149	O'Reilly SHS, Tema	10
18	149	Our Lady of Mercy SHS, Tema	10
18	149	Accra High School	10
18	149	Nungua SHS, Accra	10
18	149	Accra Girls SHS	10

VOLTA REGION

REGIONAL RANK	NATIONAL RANK	SCHOOL	POINTS
1	6	Keta SHTS (KETASCO)	392.5
2	19	Mawuli School, Ho	215
3	37	Ola Girls SHS, Ho	120
4	43	Anlo SHS	105
5	46	Bishop Herman College, Kpando	100
5	46	Sogakope SHS	100
7	77	Awudome SHS, Tsito	60
7	77	Sonrise SHS, Ho	60
9	91	Kpando SHS	45
10	112	Dzodze-Penyi SHS	30
10	112	St. Paul's SHS, Hatsukope-Denu	30
12	124	Adidome SHS	20
12	124	Zion College, Anloga	20
12	124	Akatsi SHTS	20
12	124	St. Mary's Serminary, Lolobi	20
16	149	St. Catherine SHS, Agbakope	10
16	149	Anfoega SHS	10
16	149	Sokode SHTS	10
16	149	Tsito SHS	10

WESTERN REGION

REGIONAL RANK	NATIONAL RANK	SCHOOL	POINTS
1	16	G.S.T.S, Takoradi	240
2	28	Archbishop Porter Girls, Takoradi	160
3	43	Takoradi SHS (TADISCO)	105
4	65	St. John's School, Sekondi	70

5	77	Sekondi College	60
6	84	Fijai SHS, Sekondi	50
7	94	St. Mary's Boys SHS, Takoradi	40
8	112	Nkroful Agric SHS	30
8	112	Half Assini SHS	30
10	124	Nsein SHS	20
10	124	Fiaseman SHS, Tarkwa	20
10	124	Tarkwa SHS	20
13	149	Bompeh SHTS, Takoradi	10
13	149	Shama SHS	10

BONO REGION

REGIONAL RANK	NATIONAL RANK	SCHOOL	POINTS
1	40	St. James Serminary, Abesim	110
2	50	Sunyani SHS	90
3	94	Notre Dame Girls SHS, Sunyani	40
4	112	Berekum SHS	30
4	112	Drobo SHS	30
6	124	Twene Amanfo SHTS, Sunyani	20
6	124	Dormaa SHS	20
6	124	Berekum Presby SHS	20

BONO EAST REGION

REGIONAL RANK	NATIONAL RANK	SCHOOL	POINTS
1	58	Kintampo SHS	80
2	71	Techiman SHS	65
3	84	Our Lady of Mount Carmel Girls SHS, Techiman	50
4	124	Nkoranza SHTS	20
5	149	Akumfi Ameyaw SHTS, Aworowa	10
5	149	Atebubu SHS	10

NORTHEN REGION

REGIONAL RANK	NATIONAL RANK	SCHOOL	POINTS
1	18	Tamale SHS (TAMASCO)	225
2	50	St. Charles Minor Seminary, Tamale	90
3	65	Tamale Islamic Science SHS	70
4	77	Ghana SHS, Tamale	60
5	84	Northern School of Business, Tamale	50
6	124	Zabzugu SHS	20
6	124	Kalpohin SHS, Tamale	20

UPPER EAST REGION

REGIONAL RANK	NATIONAL RANK	SCHOOL	POINTS
1	48	Notre Dame Serminary SHS, Navrongo	95
2	50	Bolgatanga SHS	90
3	71	Navrongo SHS(NAVASCO)	65
4	101	Sandema SHTS	40
5	124	Bolgatanga Girls SHS	20
6	149	Gowrie SHTS	10
6	149	Zebilla SHTS	10
6	149	Bawku SHS	10

UPPER WEST REGION

REGIONAL RANK	NATIONAL RANK	SCHOOL	POINTS
1	19	St. Francis Xavier Jnr. Seminary, Wa	215
2	101	Nandom SHS	40
3	106	Lassie-Tuolu Senior High	35
3	106	Kanton SHS, Tumu	35
5	149	Wa SHS	10
5	149	St. Francis Girls SHS, Jirapa	10

OTI REGION

REGIONAL RANK	NATIONAL RANK	SCHOOL	POINTS
1	101	Kadjebi-Asato SHS	40
2	124	Bueman SHS, Jasikan	20

WESTERN NORTH REGION

REGIONAL RANK	NATIONAL RANK	SCHOOL	POINTS
1	149	Bibiani SHS	10
1	149	Asankrangwa SHS	10

AHAFO REGION

REGIONAL RANK	NATIONAL RANK	SCHOOL	POINTS
1	149	Acherensua SHS	10

SAVANNAH REGION

REGIONAL RANK	NATIONAL RANK	SCHOOL	POINTS
1	149	Damango SHS	10

About the Authors of this research

The lead researcher and the brain behind this model and rankings is Ebenezer Nimako Nyarko, the founder and CEO of EN Analytics and Consulting Limited. He is an actuarial analyst, a data scientist and a quant professional. He holds an MSc in actuarial science from the University of Leicester, UK, and an MSc in statistics from the University of Cape Coast. He is currently a PHD student in Finance at the University of Ghana Business School, Legon. He obtained his bachelor's degree in Mathematics from the Kwame Nkrumah University of Science and Technology (KNUST), Kumasi.

At the professional level, he holds the Diploma in Actuarial Techniques (DAT) qualification from the Institute and Faculty of Actuaries (IFoA), UK. His main areas of interest are analytics, data science, modelling and predictive statistics.

Prior to starting EN Analytics, he worked in the public sector where he performed quantitative analysis for the organisation and developed models for addressing national issues.

About EN Analytics and Consulting Limited

EN Analytics and Consulting Limited is a data analytics firm based in Accra that provides training and consulting services for businesses. We help businesses structure their data and generate insight so as to make data-driven decisions. We provide training and consulting services in Power BI, Advanced Excel , Eviews, modelling, statistical analysis, research and analysis, forecasting and simulations. Our focus is to help organisations upscale the analytics and BI skills of their staff. And in so doing they can build models, improve their quantitative reporting, automate their processes, and make data more meaningful to the organisation.

If you are a corporate body and want to upscale the analytic skills of your staff, or build models to generate insight from your data, then we are the leaders in analytics solutions in Ghana.

You can contact us for more enquiries on

Mob: 0558630338

Email: info@enanalytics.com

Website: www.enanalytics.com



EN ANALYTICS AND CONSULTING LIMITED

EXCEL AND POWER BI COURSES FOR 2023

Tel: 0558630338, Email: info@enanalytics.com , Website: www.enanalytics.com

**DATA ANALYTICS WITH
EXCEL**

**PIVOT TABLES AND
DASHBOARD REPORTING**

**VISUALISING DATA
USING POWER BI**

**ADVANCED BUSINESS
ANALYTICS WITH EXCEL**

**DATA VISUALISATION
AND EXCEL CHARTS**

**POWER BI DATA
MODELLING WITH DAX**

**ADVANCED FUNCTIONS
AND FORMULAS**

HR ANALYTICS

POWER QUERY

FINANCIAL MODELLING

DECISION MODELLING

POWER PIVOT & DAX

**FINANCE, INVESTMENT &
VALUATION**

**FORECASTING AND TIME
SERIES ANALYSIS**

**INTRODUCTION TO
EXCEL VBA**